

Technical sheet :

220 TJ+

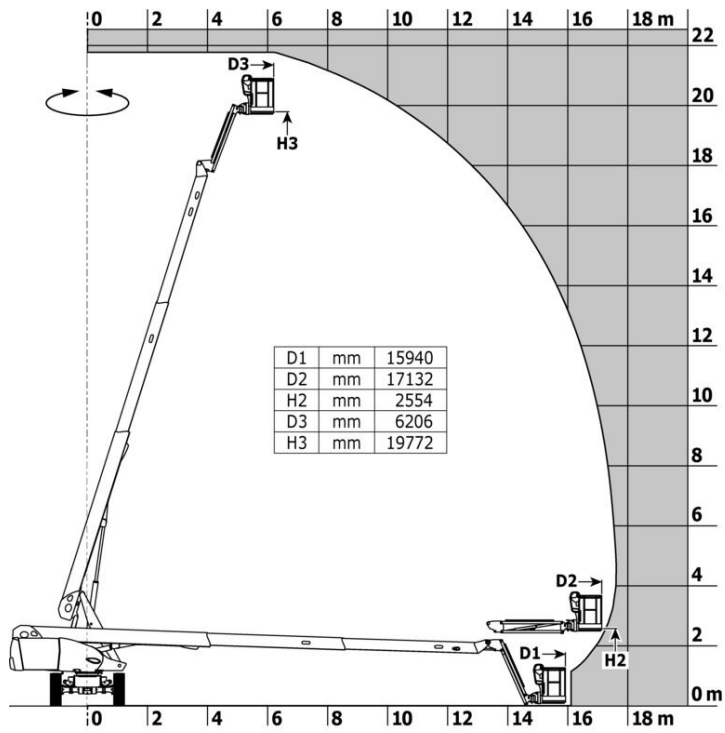


Capacities		Metric
Working height	h21	21.74 m
Platform height	h7	19.74 m
Max. outreach		17.79 m
Pendular arm rotation (top / bottom)		+70 ° / -63 °
Platform capacity	Q	400 kg
Turret rotation		360 °
Platform rotation (right / left)		90 ° / 90 °
Number of people (inside / outside)		3 / 3
Weight and dimensions		
Platform weight*		13600 kg
Platform dimensions (length x width)	lp / ep	2.30 m x 0.90 m
Overall width	b1	2.48 m
Overall length	l1	10.06 m
Overall height	h17	2.66 m
Overall length (stowed)	l9	7.35 m
Overall height (stowed)	h18	3.03 m
Floor height (access)	h20	0.39 m
Jib length	l13	2 m
Counterweight offset (turret at 90°)	a7	1.34 m
Internal turning radius (over tyres)	b13	2 m
External turning radius	Wa3	4.40 m
Ground clearance at centre of wheelbase	m2	0.44 m
Wheelbase	y	2.80 m
Performances		
Drive speed - stowed		4.90 km/h
Drive speed - raised		1 km/h
Gradeability		40 %
Permissible leveling		4 °
Wheels		
Tyres type		Solid Tyres Cured-On
Dimensions of front wheels / rear wheels		1025 x 365 mm - 1025 x 365 mm
Drive wheels (front / rear)		2 / 2
Steering wheels (front / rear)		2 / 2
Braking wheels (front / rear)		2 / 2
Engine/Battery		
Engine brand / model		Yanmar - 3TNV88C
Engine norm		Stage V
I.C. Engine power rating / Power (kW)		36.20 Hp / 27.50 kW
Miscellaneous		
Ground Pressure		18.30 dan/cm2
Hydraulic Pressure		400 Bar
Hydraulic tank capacity		94 l
Fuel tank		72 l
Noise to environment (LWA)		< 105 dB
Standards compliance		
This machine is in compliance with:		European directives: 2006/42/EC- Machinery (revised EN280:2013) - 2004/108/EC (EMC) - 2006/95/EC (Low voltage)

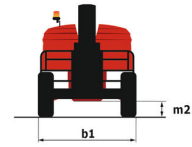
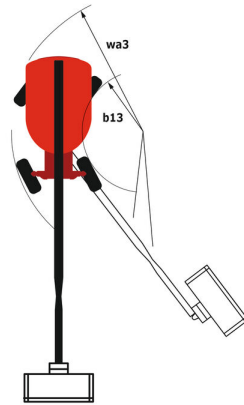
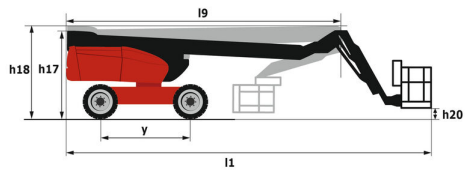
*Varies according to options and standards of the country to which the machine is delivered

220 TJ+ - Load chart

Load Chart for AWP Metric



220 TJ+ - Dimensional drawing




Equipment

Standard

230V Predisposition
 4 simultaneous movements
 4 wheel drive
 4 wheel steer with crab mode
 Audible alarm and illuminated indicator lamp (leveling, overload, lowering)
 Backup electrical pump
 Basket 2,300 mm
 Connected machine
 Continuous turret rotation
 Differential locking on rear axle
 Easy fast slinging system
 Electronic platform compensation
 Emergency stop button in platform and on frame
 Engine mounted on sliding platform
 Engine with DPF
 Front axle with limited slip
 Fuel gauge with low level indicator
 Hour meter
 Integrated diagnostic assistance
 LED rotating beacon
 LS pump
 Large color screen on turret
 Leveling unlocking
 Oscillating front axle
 Protective cover for control panel
 Remote control for transport
 Stop & Go system
 Turret orientation information

Optional

110 or 230V plug with differential circuit breaker
 Access control keypad for easy link
 Additional storage boxes
 Air predisposition
 Basket 2,300 mm
 Battery blanket
 Battery cut-off
 Beep on every movement
 Beep upon travel
 Biodegradable oil
 Easy link with remote lock
 Engine Block Heater
 Hydraulic oil heater
 Key lock on fuel tank
 Narrow basket 1.80m
 Non marking solid tyres
 Onboard generator (3,5 or 5 kW)
 Panel cradle
 Pipe cradle
 SPS : Secondary protection system
 Safety kit (Harness + helmet)
 Safety valve
 Screen protection on the lower box control
 Socket 230 V + differential circuit breaker
 Spark arrester
 Special color paints
 Turret cover with key lock
 Water predisposition
 Working light



Siège Social

430 rue de l'Aubinière - 44150 Ancenis Cedex - France

Tel: +33(0)2 40 09 10 11 - Fax: +33 (0)2 40 09 10 97

www.manitou.com



This brochure describes versions and configuration options for Manitou products which may be fitted with different equipment. The equipment described in this brochure may be standard, optional or not available depending on version. Manitou reserves the right to change the specifications shown and described at any time and without prior warning. The manufacturer is not liable for the specifications given. For more information, contact your Manitou dealer. Non-contractual document. Product descriptions may differ from actual products. List of specifications is not comprehensive. The logos and visual identity of the company are the property of Manitou and may not be used without authorisation. All rights reserved. The photos and diagrams contained in this brochure are provided for information only.

MANITOU BF SA - Limited company with board of directors - Share capital: 39,668,399 euros - 857 802 508 RCS Nantes