


# MT1440

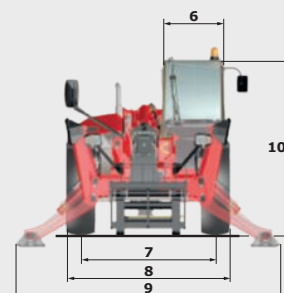
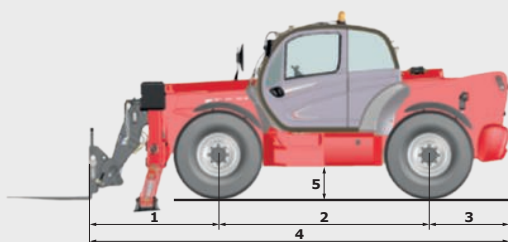


TECHNICAL DATA SHEET



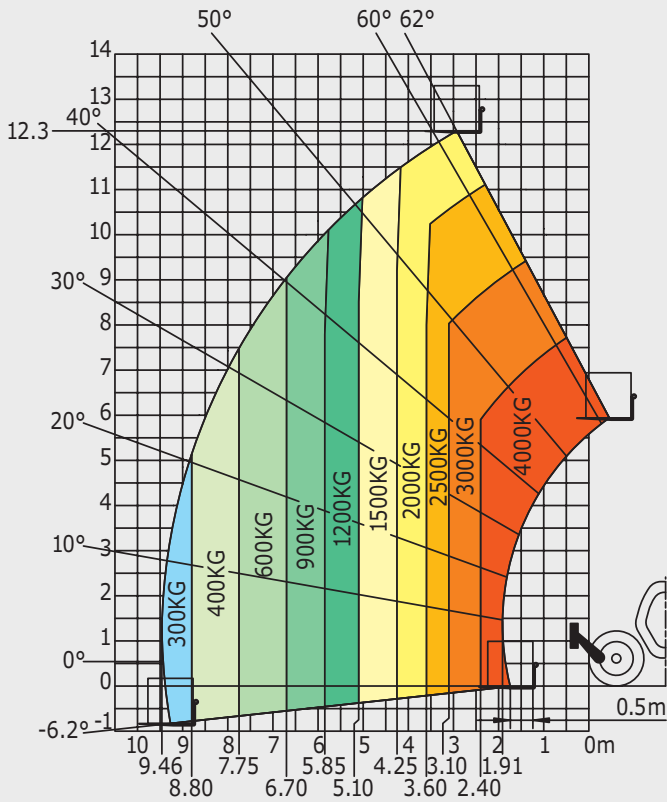
# MT1440

	MT 1440	MT 1440 A	MT 1440 H	MT 1440 HA
<b>Lifting</b>				
Max. capacity			4000 kg	
Max. lifting height			13.53 m	
Max. outreach			9.46 m	
Break-out force with bucket			7400 daN	
<b>Unladen time</b>				
Lifting	15.5 secs	15.7 secs	15.5 secs	15.7 secs
Lowering	11.6 secs	13.3 secs	11.6 secs	13.3 secs
Extension	16.5 secs	19.2 secs	16.5 secs	19.2 secs
Retraction	11.9 secs	14.8 secs	11.9 secs	14.8 secs
Crowd			4 secs	
Dump			4 secs	
<b>Tyres</b>			400/80-24	
<b>Braking</b>				
Service brake		oil immersed multi-disc braking on front/rear axles		
Parking brake		automatic negative handbrake		
<b>Engine</b>		PERKINS - STAGE 3B		
Type		854E-E34TA		
Cubic capacity		3400 cm <sup>3</sup>		
Power		102 HP/75 kW		
Max. torque		420 Nm - 1400 rpm		
Injection		direct		
Cooling		water		
Laden drawbar pull	10700 daN			8000 daN
<b>Transmission</b>	torque converter 4 wheel drive			hydrostatic 4 wheel drive
Reversing shift		electrohydraulic control		
Number of gears (forward/reverse)	4/4			3/3
Max. travel speed (may vary according to applicable regulations)		25 kph or 35 kph		
Steering mode		4 wheel steer - 3 steering modes		
				
<b>Controls</b>		JSM® Joystick multi - function load limiter cut off system - EN15000 norm		
<b>Hydraulics</b>				
Pump		gear type with flow splitter - 170 l/min - 270 bar		
<b>Capacities</b>				
Hydraulic oil		135 l		
Fuel		140 l		
<b>Unladen weight (with forks)</b>	10900 kg	11600 kg	10900 kg	11600 kg
<b>Dimensions</b>				
1. Front wheel centre to carriage		1.90 m		
2. Wheelbase		3.07 m		
3. Rear wheel centre to rear face		1.16 m		
4. Overall length to carriage		6.13 m		
5. Ground clearance		0.37 m		
6. Overall width of cab		0.89 m		
7. Inside tyre width		1.96 m		
8. Overall width		2.37 m		
9. Overall width (stabilizers lowered)		3.79 m		
10. Overall height		2.45 m		
Standard forks (length x width x thickness)		1200 x 125 x 50 mm		
Turning radius (over tyres)		3.97 m		
Frame levelling		+/- 9°		
Carriage rotation (crowd/dump)		12°/114°		
<b>Noise and vibration</b>				
Noise at driving position (LpA)		82 dB		
Environmental noise (LwA)		106 dB		
Vibration to whole hand/arm		<2.5 m/s <sup>2</sup>		

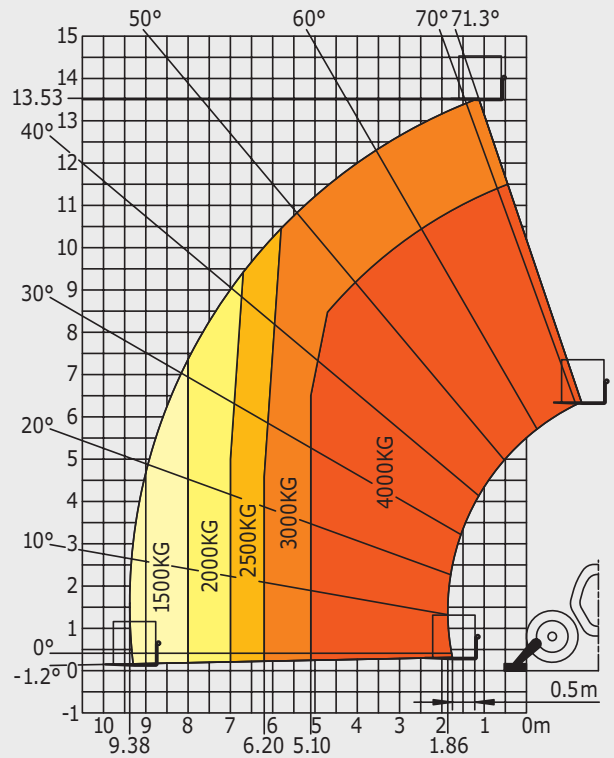


## Rough terrain load chart standard EN1459 B

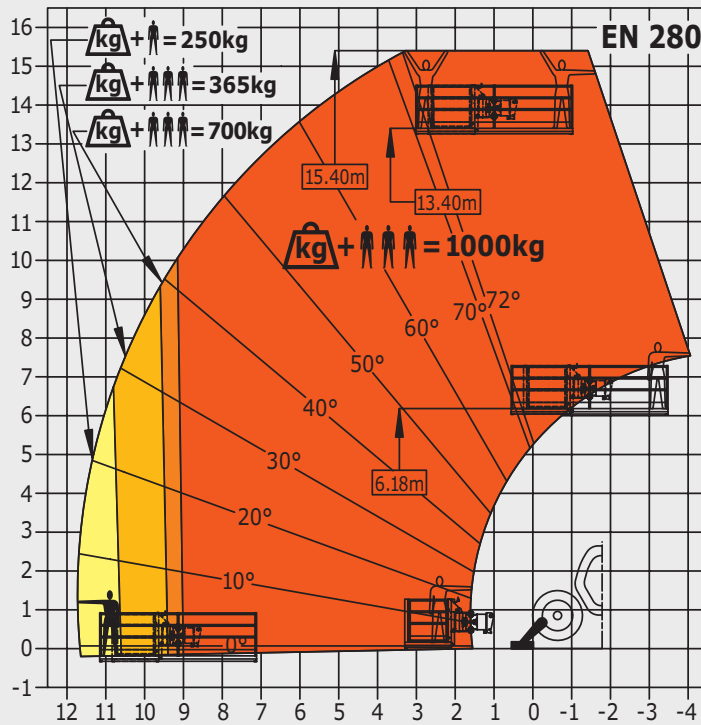
### Machine on tyres with forks



### Machine on stabilizers with forks



### Machine on stabilizers with platform (MT 1440 A and MT 1440 HA versions)



This brochure describes versions and configuration options for Manitou products which may be fitted with different equipment. The equipment described in this brochure may be standard, optional or not available depending on version. Manitou reserves the right to change the specifications shown and described at any time and without prior warning. The manufacturer is not liable for the specifications given. For more information, contact your Manitou dealer. Non-contractual document. Product descriptions may differ from actual products. List of specifications is not comprehensive. The logos and visual identity of the company are the property of Manitou and may not be used without authorisation. All rights reserved. The photos and diagrams contained in this brochure are provided for information only.

Your nearest **MANITOU** dealer:



Head office:  
B.P. 249 - 430 rue de l'Aubinière - 44158 Ancenis Cedex - France  
Tel: 00 33 (0)2 40 09 10 11 - Fax: 00 33 (0)2 40 09 10 97  
[www.manitou.com](http://www.manitou.com)