

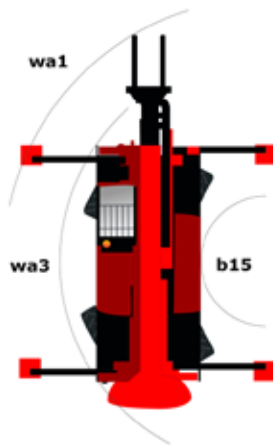
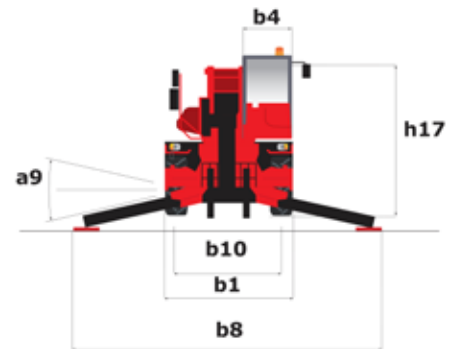
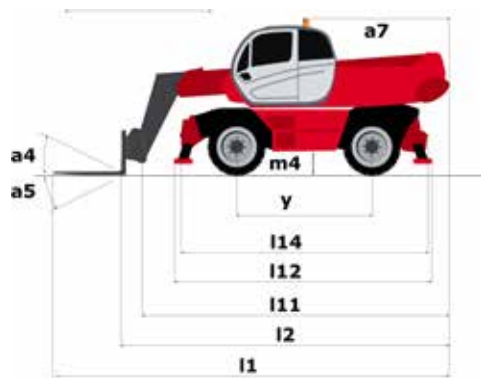
Technical sheet

MRT 2145 EASY T4 S2 360

Rotating Telehandlers

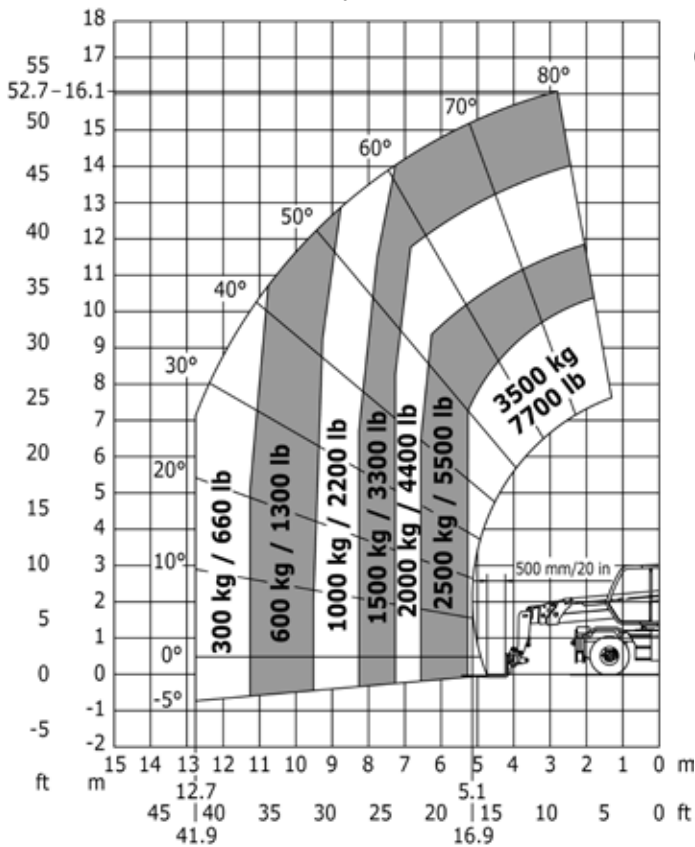


Capacities	Metric
Max. capacity	4500 kg
Max. lift height	20.60 m
Max. reach	17.90 m
Dimensions	
l2 - Length to fork heel	6.59 m
l1 - Overall length	7.79 m
b1 - Overall machine width	2.50 m
b7 - Overall width with stabilisers extended	4.98 m
h17 - Overall height	3.02 m
Wa3 - - Frame outer turning radius	4.62 m
m4 - Machine ground clearance	0.32 m
a4 - Tilt-up angle	10 °
a5 - Tilt-down angle	107 °
Standard tyres	Pneumatic
Standard forks	1200x150x50
Weight	14530 kg
Stabilisers	
Type	Wing Type
Controls	Individual or Simultaneous
Engine	
Brand	Perkins
Environmental standards	854F-E34TA
Power	74 hp / 55 kW
Max. torque	424 Nm at 1200 rpm
Number of cylinders - Capacity	4 - 3400 cm ³
Injection	Direct
Cooling	by Water
Transmission	
Type	Hydrostatic
Max. speed of travel (may vary according to the applicable regulation)	25 km/h
Drawbar pull	7900 daN
Parking brake	Automatic negative parking brake
Service brake	Hydraulic
Hydraulics	
Type of pump	Gear pump
Hydraulic flow rate	115 l/min
Pressure	270 bar
Tank capacities	
Hydraulic oil	150 l
Fuel	130 l
Noise & vibration	
Noise at driving position (LpA)	79.70 dB(A)
Noise to environment (LwA)	105 dB(A)
Vibration on hands/arms	<2.50 m/s ²

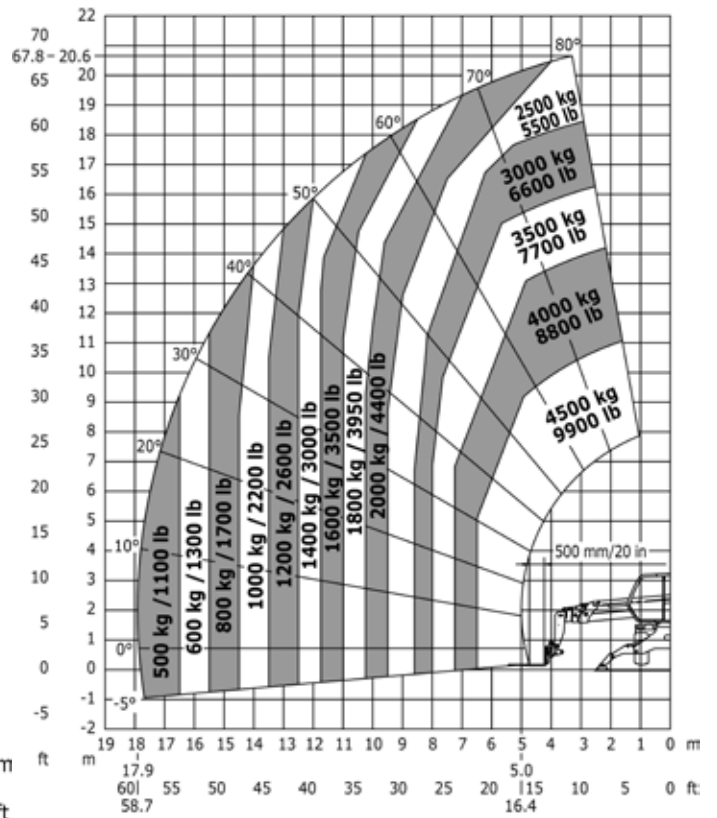


Other data	Metric
l12 - Overall length at stabilisers	4.35 m
b7 - Overall width with stabilisers extended	4.98 m
b4 - Overall cab width	0.95 m
l14 - Length of frame	4.71 m
y - Wheelbase	2.75 m
a4 - Tilt-up angle	10 °
a5 - Tilt-down angle	107 °
a7 - Counterweight offset (turret at 90°)	2.70 m
b10 - Front wheel gauge (middle of wheels)	2.04 m
b11 - Rear wheel gauge (middle of wheels)	2.04 m
Wa1 - Outer turning radius (with forks)	4.62 m
b15- Inside turning radius	1.40 m

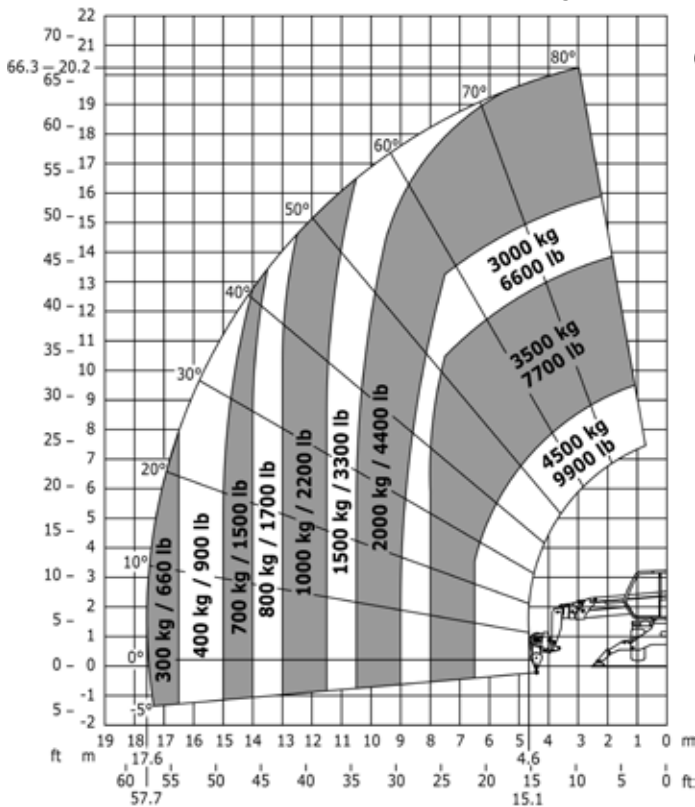
Machine on tyres with forks



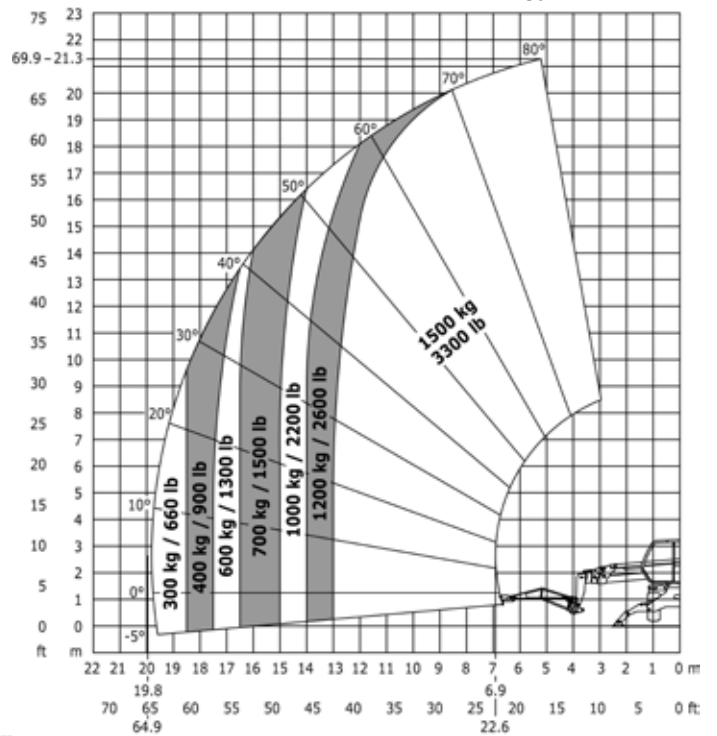
Rotation on lowered stabilisers with forks



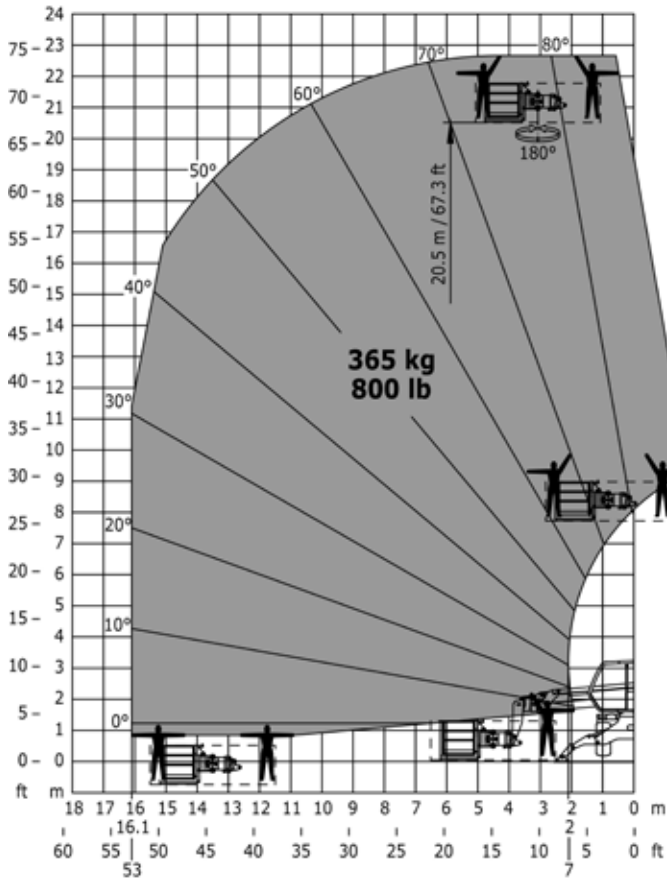
Rotation on lowered stabilisers with winch 5000 kg



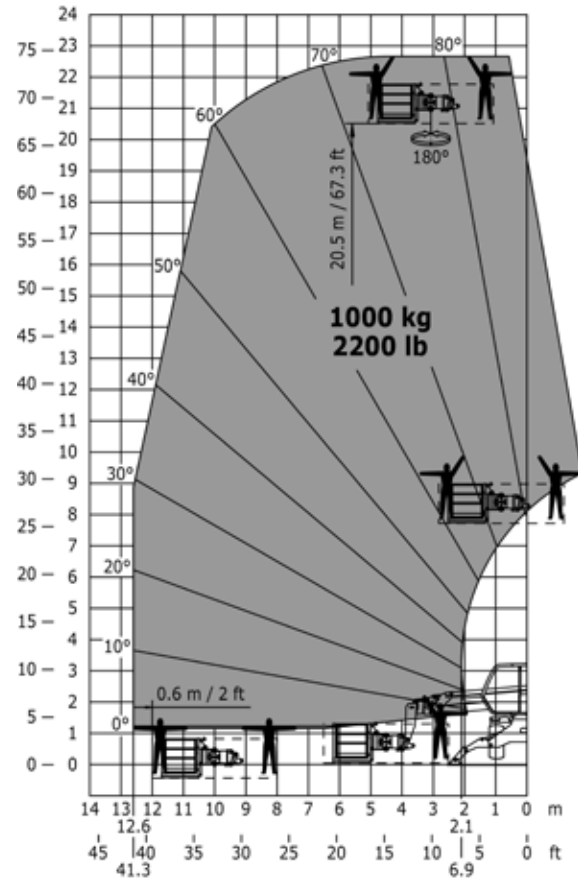
Rotation on lowered stabilisers with 1500 kg jib



Rotation on lowered stabilisers with 365 kg platform



Rotation on lowered stabilisers with 1000 kg platform





Groundwater Lift Trucks Ltd,
Spurryhillock Industrial Estate,
Stonehaven, Aberdeenshire, AB39 2NH
01569 763247
sales@groundwater.uk.com
www.groundwater.uk.com



Siège Social
430 rue de l'Aubinière - 44150 Ancenis Cedex - France
Tel: +33(0)2 40 09 10 11 - Fax: +33 (0)2 40 09 10 97
www.manitou.com



This brochure describes versions and configuration options for Manitou products which may be fitted with different equipment. The equipment described in this brochure may be standard, optional or not available depending on version. Manitou reserves the right to change the specifications shown and described at any time and without prior warning. The manufacturer is not liable for the specifications given. For more information, contact your Manitou dealer. Non-contractual document. Product descriptions may differ from actual products. List of specifications is not comprehensive. The logos and visual identity of the company are the property of Manitou and may not be used without authorisation. All rights reserved. The photos and diagrams contained in this brochure are provided for information only.

MANITOU BF SA - Limited company with board of directors - Share capital: 39,547,824 euros - 857 802 508 RCS Nantes