

---

TECHNICAL DATA SHEET

# **MHT MHT-X 14350**

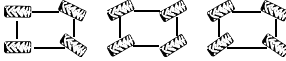
**Manitou Heavy Telescopic**

---



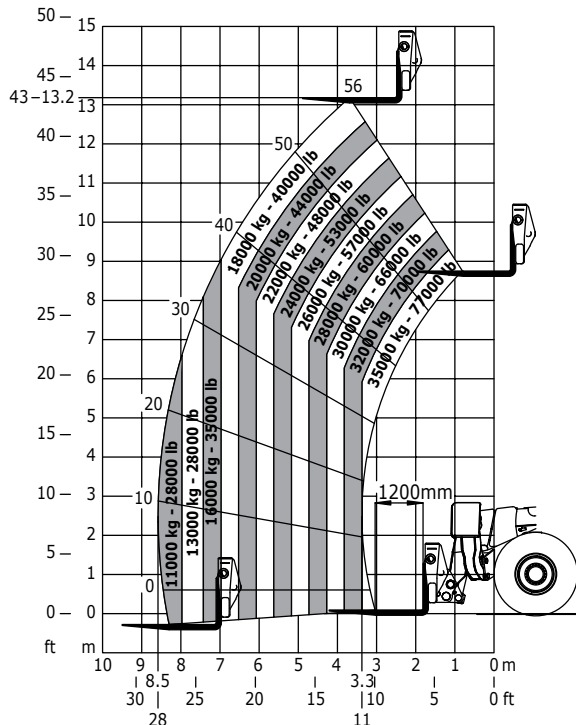
 **MANITOU**  
HANDLING YOUR WORLD

# MHT MHT-X 14350

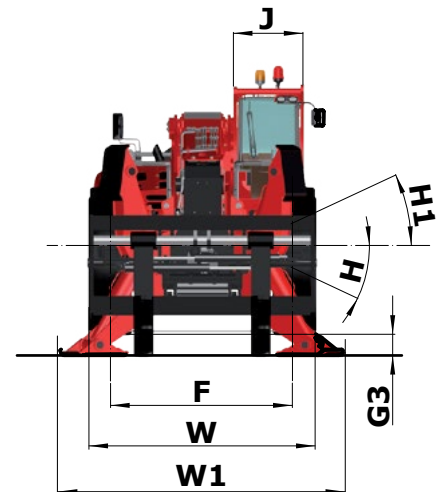
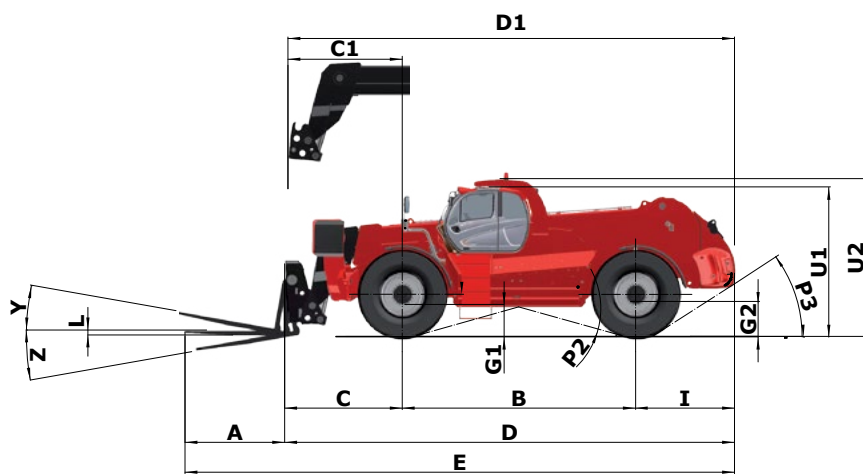
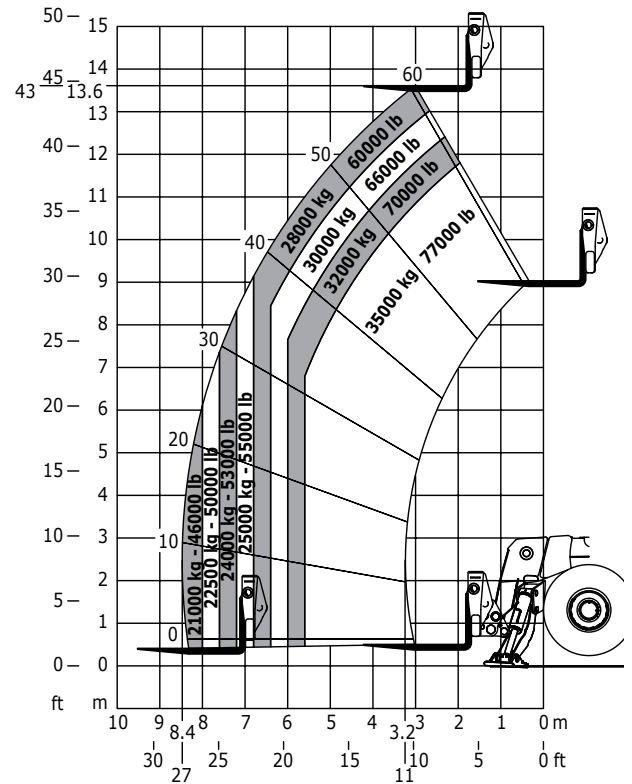
	MHT 14350	MHT-X 14350
<b>Lifting</b>		
Max. capacity at 1200 LC	35 000 kg / 77 000 lbs	
Max. lifting height	13.60 m / 44.62 ft	
Max. outreach	8.5 m / 27.88 ft	
<b>Tyres</b>	24.00/R35	
<b>Frame Levelling</b>	+/- 8°	
<b>Stabilizers</b>	Simultaneously or individually controlled Electro proportional valves for levelling function	
<b>Braking</b>		
Service brake	Oil-bath multiple-disc brakes hydraulically assisted on both axles and exhaust brake system	
Parking brake	Automatic Negative Parking brake	
<b>Engine</b>		
	MERCEDES	
Type	OM 936 LA (Stage IV / Tier IV final)	OM 926 LA (Stage IIIa / Tier III)
Displacement	6 cylinders 7.7 liters	6 cylinders 7.2 liters
Power	350 HP / 260 kW	326 HP / 240 kW
Max. torque	1400 Nm / 1200-1600 rpm	1300 Nm / 1300-1600 rpm
Batteries	24V - 2 x 12 V 180 Ah - 1200 A	
Laden drawbar pull	33 000 daN	
Gradability	40%	
<b>Transmission</b>		
	Hydrostatic with powershift 3/3-HSE 2+3 Automatic 4 wheel drive management	
Reversing shift	electromagnetic	
Number of gears (forward/reverse)	Automatic 3/3	
Max. travel speed (may vary according to applicable regulations)	25 kph / 15.5 mph	
Steering mode	4 wheel steer - 3 Steering Modes 	
<b>Controls</b>		
	JSM <sup>®</sup> Joystick multi - function	
<b>Hydraulics</b>		
Load sensing Pump	400 l/min - 350 bar / 106 gal/min - 5070 psi	
<b>Capacities</b>		
Hydraulic oil	760 l / 201 gal	
Fuel	720 l / 190 gal	
<b>Unladen weight (with forks)</b>	69 000 kg / 152118 lbs	
<b>Dimensions</b>		
Overall width	3.53 m / 11.58 ft	
Overall width (stabilizers lowered)	4.44 m / 14.57 ft	
Overall height	3.82 m / 12.53 ft	
Overall length to carriage	10.93 m / 35.85 ft	
Turning radius	7.32 m / 24.01 ft	
Ground clearance	0.69 m / 2.26 ft	
Inside tyre width	2.19 m / 7.18 ft	
Turning radius (over tyres)	7.33 m / 24.05 ft	
Frame levelling	+/- 8°	
Standard forks (length x width x thickness)	2400 x 300 x 135 mm / 7.87 x 0.98 x 0.44 ft	
<b>Safety</b>		
	Load monitoring system - (crane norms) Attachment recognition system (E-Reco) Hydraulic locking attachment system	
<b>Noise and vibration</b>		
Noise at driving position (LpA)	80 dB	
Environmental noise (LwA)	107 dB	
Vibration to whole hand/arm	<2.5 m/s <sup>2</sup>	

# MHT MHT-X 14350

Machine on tyres with forks  
CDG 1200 mm / 3.94 ft

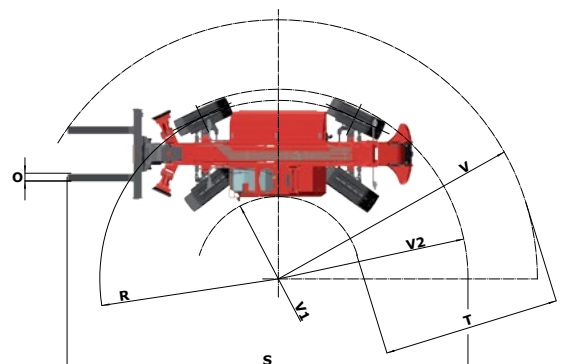


Machine on stabilizers with forks  
CDG 1200 mm / 3.94 ft



	mm / ft
A	2400 / 7.87
B	5700 / 18.70
C	2825 / 9.26
C1	2615 / 8.57
D	10936 / 35.87
D1	10726 / 35.18
E	13390 / 43.92
F	2852 / 9.35
G1	687 / 2.25
G2	791 / 2.59
G3	332 / 1.09
H	8°
H1	8°
I	2411 / 7.91
J	1094 / 3.58
L	135 / 0.44

	mm / ft
O	300 / 0.98
P2	31°
P3	32°
R	6918 / 22.69
S	15489 / 50.81
T	6910 / 22.67
U1	3651 / 11.98
U2	3826 / 12.55
V	10072 / 33.04
V1	3169 / 10.39
V2	7328 / 20.04
W	3530 / 11.58
W1	4441 / 14.57
Y	15°
Z	107°



This brochure describes versions and configuration options for Manitou products which may be fitted with different equipment. The equipment described in this brochure may be standard, optional or not available depending on version. Manitou reserves the right to change the specifications shown and described at any time and without prior warning. The manufacturer is not liable for the specifications given. For more information, contact your Manitou dealer. Non-contractual document. Product descriptions may differ from actual products. List of specifications is not comprehensive. The logos and visual identity of the company are the property of Manitou and may not be used without authorisation. All rights reserved. The photos and diagrams contained in this brochure are provided for information only.

Your nearest MANITOU dealer



Head office :

B.P. 249 - 430 rue de l'Aubinière - 44158 Ancenis Cedex - France

Phone.: +33 (0)2 40 09 10 11 - Fax: +33 (0)2 40 09 10 97

[www.manitou.com](http://www.manitou.com)

