










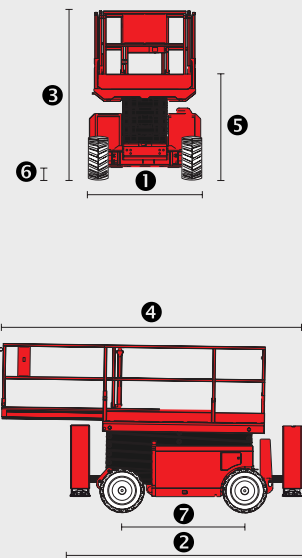
120SC

TECHNICAL DATA SHEET



120SC

	120 SC
 Working height	11.96 m
Platform height	9.96 m
 Capacity	454 kg
Number of persons (indoor/outdoor)	4/2
Basket (width and length)	2.79 x 1.60 m
 1. Overall width	1.75 m
2. Overall length	3.76 m
3. Overall height	2.59 m
4. Overall length (with extension)	4.61 m
5. Overall height when folded	1.92 m
6. Ground clearance	0.24 m
7. Wheelbase	2.29 m
Inside turning circle	2.11 m
Outside turning circle	4.60 m
 Speed of forward movement	5.6 kph
Working speed	0.5 kph
Lifting/Lowering time of ascent/descent	42/28 secs
 Maximum slope accessible	35 %
 Tyres	26 x 12 x 380
Driving wheels	4
Steering/directional wheels	2
 Weight (varies according to options & standards of the country)	3882 kg
 Engine	KUBOTA D1105
Power	25 HP
Environmental noise (LwA)	105 dB



Standard equipment

- Oscillating front axle
- Proportional levers
- Outriggers with automatic levelling
- Anti slip protection
- Access gate for platform
- Folding guardrails
- Removable control box
- Audible and visual display alarm for excessive slope
- Descent Alarm
- Flashing lights
- Foam filled tyres
- On Board Diagnostics
- Hour meter
- Horn
- Beacon
- Audible and visual display alarm for excessive slope
- Predisposition 230V

Optional equipment

- Predisposition compressed air
- Predisposition of water
- Working light
- Biodegradable oil
- Warning Alarm for all movements
- Non Marking tyres
- Certificate of verification
- Safety harness